

Prepare for the Future with Acumatica Construction Edition

A Digital Transformation Playbook for the Construction Industry

THE EVOLUTION OF CONSTRUCTION TECHNOLOGIES

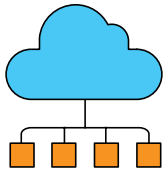
Twenty years ago, who could imagine a day when we would see entire homes printed in concrete via large 3D printers, or being able to plan an entire project and building lifespan from formwork to the ductwork and facility maintenance in a single, three-dimensional blueprint with building information modeling (BIM) technology? Technology in the construction industry has evolved dramatically setting a solid foundation for every building process. Technology is crucial to managing construction compliance, projects, and workflows within the organization.

The industry's changing landscape demands construction firms stay current with the latest technology. Growing construction businesses and those using entry-level accounting or legacy construction ERP systems must **modernize their project management and business processes** to remain competitive. Construction firms are often hindered by restricted visibility, aging IT applications, and platform limitations. Yet these legacy solutions, along with add-on modules, give them limited integration with high installation, maintenance, and support costs.

This playbook provides an overview of ERP software features and how they connect to innovative construction technologies. Learn how Acumatica can help you thrive in the digital age of construction with a future-proof business platform. Take a self-assessment to determine **what steps to take next**, along with strategies for technology implementations.

5 STEPS TO PREPARE FOR CONSTRUCTION'S DIGITAL EVOLUTION





ERP TECHNOLOGIES

An Introduction to Construction Software

There are several functional categories that construction firms need to consider when modernizing their project management systems and operations. These categories are platform features, general accounting, business intelligence, inventory management, customer relationship management, and procurement. These features are critical to any technology update project your construction business undertakes. They provide contractors with the tools they need to eliminate manual data entry, streamline business processes, connect to modern construction technologies, and improve visibility into all day-to-day business transactions from the job site or office.

“Now we have the capability of tracking change orders and change requests and then also capturing the cost side for budgets within Acumatica, which prior, was all done outside of our ERP and was a nightmare.”

– JOE STINSON, DIRECTOR OF OPERATIONS
ALPHA INSULATION & WATERPROOFING

[LEARN MORE >](#)

PLATFORM FEATURES

There are many factors to consider when evaluating an ERP software platform and its tools. Every system has multiple levels of database and user security and some capability to customize screens and provide user-defined fields (UDF), but these abilities vary widely between applications. Even less common is the ability to support multi-discipline companies that manufacture, distribute, construct, and service—a commonality in the construction field that makes Acumatica stand out.



Most ERP systems also offer import and export utilities to manage data but restrict access or charge for source code. All ERP applications provide basic reporting and inquiry tools – few provide the role-based dashboards and user-specific drill-down reporting that Acumatica does. Mobile capabilities are critical in construction, however, not all systems allow for complete data access and functionality at any place or time. There are also major differences between applications developed natively for the cloud like Acumatica, and legacy applications ported to the cloud that impact performance as well as customization and integration options.

Acumatica supports multi-industry companies with manufacturing, distribution, construction, and service modules. This cross-discipline functionality makes Acumatica the preferred choice for companies needing this kind of agility. The flexible cloud platform with the ability to add unlimited users at no added cost helps Acumatica keep costs down while giving complete mobile access to data.

PURCHASING AND PROCUREMENT



Purchasing needs include blanket orders, receipt of goods processing, and put-away features. Other common features include landed costs, FOB definitions, vendor returns, and barcode scanning. Procurement features should give project managers the ability to schedule equipment and materials for their job. Most applications require third-party software for these purchasing and procurement features.

Acumatica has built-in drop shipping abilities. Users can purchase job site materials and equipment and have them shipped directly to the field.

ACCOUNTING FEATURES



Every construction ERP system provides general ledger, accounts payable, accounts receivable, and bank management (cash management or bank reconciliation). However, functionality varies widely in these core financial modules. Some ERP systems are restricted to a limited number of account segments, and others do not support national or parent accounts or budgeting. Multi-company and multi-currency support are other features that are important for growing construction organizations that are supported by some ERP platforms. However, unlike Acumatica, other ERP systems don't support inter-company features. Nor do all systems provide tools for job cost/change management accounting, retainage, certified payroll, or AIA-compliant billing. Carefully evaluate each business process workflow. The steps it takes to complete each type of financial transaction can vary widely across ERP applications.

Acumatica's multi-company and multi-currency features make it simple to handle global finance and add entities as growth opportunities present themselves. The construction-specific features, such as job costing, change management, retainage, certified payroll, and AIA reporting and billing come standard with Acumatica Construction Edition.

BUSINESS INTELLIGENCE AND REPORTING



Business intelligence (BI) and analytics functionality may be present in construction ERP applications but often require a separate third-party integration. The need to connect business data within disparate systems creates siloed workflows and a lack of real-time views. This restricted visibility makes collaboration among construction teams difficult, creating timeline delays and impacting project success levels.

With Acumatica's business intelligence and analytics, business leaders gain complete visibility into whether a project is competitive and profitable. This data delivers financial insights that help control expenses and save money. This 360-degree view of the health

of each project helps with agility for faster decision-making. Use role-based dashboards to access critical reports, making communication with teams and customers fast and straightforward.

INVENTORY MANAGEMENT



Standard inventory functionality includes stock and non-stock item management with unit-of-measure definitions, pricing, and packaging. Standard inventory management features include replenishment, movement classes, and calendar-dependent physical inventory cycle counting. Some provide country of origin and advanced replenishment based on safety stock, lead times, reorder points, economic order quantities, or min/max stock definitions. Warehouse transfers are common, and most systems support average and standard inventory valuation.

Acumatica provides embedded barcoding and mobile warehouse management to automate pick, pack, drop shipping, shipment to the job site, and other inventory transactions. Added inventory features such as kitting, barcoding, labeling, lot and serial tracking, expiration dates, and inventory allocation for orders set Acumatica apart from the competition.

CUSTOMER RELATIONSHIP MANAGEMENT (CRM)



Most ERP systems support sales commissions, quotes, and CRM. But few include the ability to quote specifically for projects or for sales—an important factor for construction companies that is not typically offered without a third-party add-on.

Acumatica has embedded CRM features to quote for projects and sales. Another essential feature is the ability to write full proposals and track events within the system. All stakeholders across the organization can access critical customer information regarding RFIs, project issues, change orders, and scheduling conflicts—saving time and keeping projects on schedule and within budget.

“When we add a new company, we don't have to buy extra software user licenses. We just create a new branch in Acumatica and quickly integrate them into Dukathole Group.”

– GRAHAM LEONARD, CHIEF FINANCIAL OFFICER, DUKATHOLE GROUP

[LEARN MORE >](#)



CONSTRUCTION ERP FEATURES

Specialized Capabilities and Integrations

The modern construction industry demands an ERP platform that can manage compliance, field services, project management, job costing, and all construction-specific needs. The ability to integrate with new technologies that facilitate growth without adding IT costs helps companies gain a competitive edge. Acumatica's open architecture gives organizations the freedom to continually evolve and grow without disrupting business operations. Machine learning and AI automate manual tasks and streamline processes. The low-code and no-code platform lets companies incorporate third-party applications and modern technologies easily.

“There were three main things we were looking for. More robust reporting capabilities, the ability to consolidate our results from all across our different companies, and something that would integrate easily with third-party best-in-class vendors.”

– JOHN WIEBKE, DIRECTOR OF FINANCE, ENVELOP GROUP

[LEARN MORE >](#)

COMPLIANCE

Few ERP applications support all construction compliance requirements. Older, legacy ERP systems may provide specific features for compliance rules and regulations. Further, many construction organizations still rely on physical records and filing systems as their primary way to keep compliance, tax, and other necessary documentation. This method leaves vital records vulnerable to decentralization, loss, and destruction. The ability to use AIA billing and reporting, provide WIP (work in progress) reports, track liens and retainage, and complete certified and union payroll are crucial to any business in the construction industry. Equally important is the ability to enforce safety regulations and easily record and access training records and document occurrences in the field.

Acumatica provides an adaptable platform with Open APIs to tailor system workflows, secure data, and connect disparate applications for ever-changing compliance regulations. Native AIA billing and reporting, certified payroll, and comprehensive liens and retainage tracking eliminates manual errors and ensures compliance is maintained.



FIELD SERVICES

Construction businesses often need to incorporate field services into their ERP software. This requires the ability to schedule appointments, manage equipment, and track contracts. Field service organizations should also be able to create and manage project estimates and budgets with configurable project billing.

Drive growth with a comprehensive service management ERP application designed for construction, field service, professional service, and managed service providers (MSP). With Acumatica, native mobile apps empower remote workers with GPS navigation, voice dictation for notes, and image capture via mobile devices. View equipment details and service history in the field. Start service orders, capture electronic signatures, issue inventory items, capture expense receipts, and complete orders from any device. Create and assign project tasks, compare estimates to actual costs, and automate time and expense entries.



PROJECT MANAGEMENT

Create and track multi-phase projects with Acumatica. Projects can be created from scratch, from templates, or from quotes.



Track key project metrics and manage materials, equipment, labor, subcontractors and vendors, job material and equipment, tasks, and commitments with a single sign-on. Use configurable workflows to manage project change orders and approvals.

Built-in document management enables remote access to submittals, drawing and photo logs, daily field reports, and RFIs from the field or the office. Automate change order and project issue alerts and communicate with field staff, subcontractors, and vendors in real-time.

Easily track and record expenses and time worked for employees in the field and report prevailing wages and labor times for federal and union projects with certified payroll functionality.

Acumatica Construction Edition includes powerful extended project management features. Dashboard drilldown reports identify changes in project scopes, labor, materials, and equipment in real-time, resulting in more informed decisions, tighter project controls, and larger returns.

PROJECT COST ACCOUNTING AND BILLING



Gain efficiency with a comprehensive suite of accounting applications, including general ledger, accounts receivable, accounts payable, contract management, asset depreciation, and complete retainage capabilities.

Invoice according to project and contract requirements—lump sum or time and materials. Define billing rules to recognize revenue and automatically reflect it in the project budget and general ledger. Track your projects against the industry with CFMA benchmarking.

Define costs by project, project phase, materials, and contract type. Compare project costs with original and revised budgets and forecasts by period using real-time reports.

Guarantee compliance and ensure that important contracts, clients, and revenues are not forfeited with included AIA reporting and billing. Keep projects on budget in real time.

SYSTEM ACCESS AND MOBILITY



Mobile access streamlines communication between the field and office staff. Many ERP solutions have mobile capabilities, but few are optimized for full access in the field. Acumatica enables supervisors to see job costs and budget data from remote job sites with drilldowns, allowing them to see real-time project changes and profitability. Capture employee time records with prevailing rate documentation for certified and union job sites through the Acumatica mobile app.

Acumatica's superior mobile functionality helps workers quickly respond to customers, vendors, and other contractors from the field.

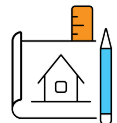
AI AND MACHINE LEARNING



Advanced artificial intelligence and machine learning automate repetitive tasks, saving teams time and increasing workplace productivity. Expenses are identified and categorized automatically, reducing time spent by accounting staff to reconcile expense receipts and reports. Control cost overruns by automating your project commitments and change order processes. Easily create and track the status of your subcontracts and purchase orders, including comparing budgets to actuals, tracking line-item committed costs, and monitoring up-to-date vendor payment statuses.

AI with ML is built into the Acumatica platform for automated tasks, expense management, cost controls, and other processes. Access the platform for additional AI and ML automation.

CAD AND BIM APPLICATIONS



Synchronize engineering bills of material and items from CAD or BIM applications with manufacturing bills of material and inventory items in your ERP system. Modern design applications are moving to the cloud for increased computing power and online collaboration with customers, subcontractors, and vendors. Manage engineering changes for the full product record and engineering disciplines. Connectivity eliminates duplicate data entry, automating the hand-off from engineering to manufacturing.

Reduce the engineering to hand-off for shorter design cycles and production times with marketplace applications for CAD and BIM integration.

COLLABORATION & SELF-SERVICE PORTALS

Many CAD, BIM, and ERP systems provide online collaboration portals for customers and vendors to share in the design, create and manage new projects and orders, access submittals, configure change requests, and manage change orders. Integrations with critical work tools such as Autodesk, Outlook, Teams, Adobe Document Cloud, and Adobe eSign allow uninterrupted collaboration, document reviews, contract management, and approval processes. Improve the design and build process with agility to collaborate with real-time access to information anytime, anywhere.

Tailor the Acumatica Customer Portal to provide access to accounting and order information. Acumatica's unique user licensing enables you to set up customers with secure access online.



CLOUD COMPUTING AND BIG DATA

Cloud computing enables construction firms to focus on building and service instead of the systems and infrastructure supporting their operations. Big data and analytics provide deep insights with actionable information to manage complex workflows, multi-phase projects, relationships with vendors and subcontractors, and other advanced processes. Automated project commitments, change order tracking, and issue alerts quickly resolve client and job site problems. Project alerts keep all employees informed, allowing them to make better, faster decisions and avoid costly miscommunications.

Acumatica is the fastest-growing cloud-native ERP application for the construction industry. Flexible reporting tools, robust inquiries, role-based dashboards, and native Microsoft Power BI connectivity provide everything construction businesses need to gain new insights into every facet of their operations.

CONNECTIVITY, CUSTOMIZATION, AND TOOLS

Modern applications and devices are built for connectivity. Specialized applications are available for complex connectivity to eliminate one-off custom integrations. Make sure to evaluate connectivity and customization tools for each modern application and system you implement. The Acumatica Marketplace is one of the leading communities of independent software vendors with integrated applications for construction management, estimates, proposals, job site time records, HR, equipment, supply logistics and shipping, contract management with eSignature, and more.

Acumatica provides the most comprehensive application suite available for the construction industry. Tailor the system with specialized applications from vendors such as Procore, GoFormz, ProEst, Arcoro, and more. Leverage technology experts from the world's best partner channel to build out additional capabilities with ease.

“One of the first things we implemented was having our field staff be able to go into Acumatica and enter their cost projections. I couldn't put a number on it, but it's many, many hours a week in savings.”

– BILL AGEE, CFO, LIFECYCLE CONSTRUCTION SERVICES

[LEARN MORE >](#)



ASSESSMENT

Where Are You on Your Digital Transformation Journey?

Every construction business is different, and their digital transformation journey is too. Your organization's needs vary depending on the type of construction business you run, your project portfolio, and your customers. Companies with entry-level accounting systems have few tools to connect systems. Established contractors on legacy ERP systems also have difficulty connecting to today's technologies. Complete the self-assessment survey to determine where you are today and what steps you should take.

“With Acumatica Construction, we have access to current data that helps us understand where our business is coming from, how profitable it is, and just where it stands at any point in time.”

– ERIC HUGUNIN, CHIEF OPERATING OFFICER
PHOENIX RENOVATION AND RESTORATION

[LEARN MORE >](#)

CURRENT STATE SURVEY

Complete the survey below by clicking the boxes in each column. Then, count your results and enter the total at the bottom.

ERP READINESS	TRUE	FALSE
We are currently using an entry-level or legacy ERP system.		
The disconnected systems running our business make collaboration a struggle.		
Our current ERP system does not provide a framework for AI with ML.		
We do not have visibility into real-time project information.		
Our systems are prone to downtime and vulnerable to cyber-attacks.		
Mobile access to systems and data requires unreliable VPN connections.		
We rely on manual data entry for job site activities, payroll, and expenses.		
We manually adjust inventory levels and manually search for materials.		
Drop shipments for project inventory are unavailable with our current system.		
Our current system offers minimal customer and vendor self-service collaboration tools.		
Service technicians rely on clipboards and physical paperwork when in the field.		
We manage and service facilities but have no visibility into facility and lease management.		
TOTAL		

CURRENT STATE ASSESSMENT RESULTS

Add up all the YES answers. Then, use the table below to see where you stand today.

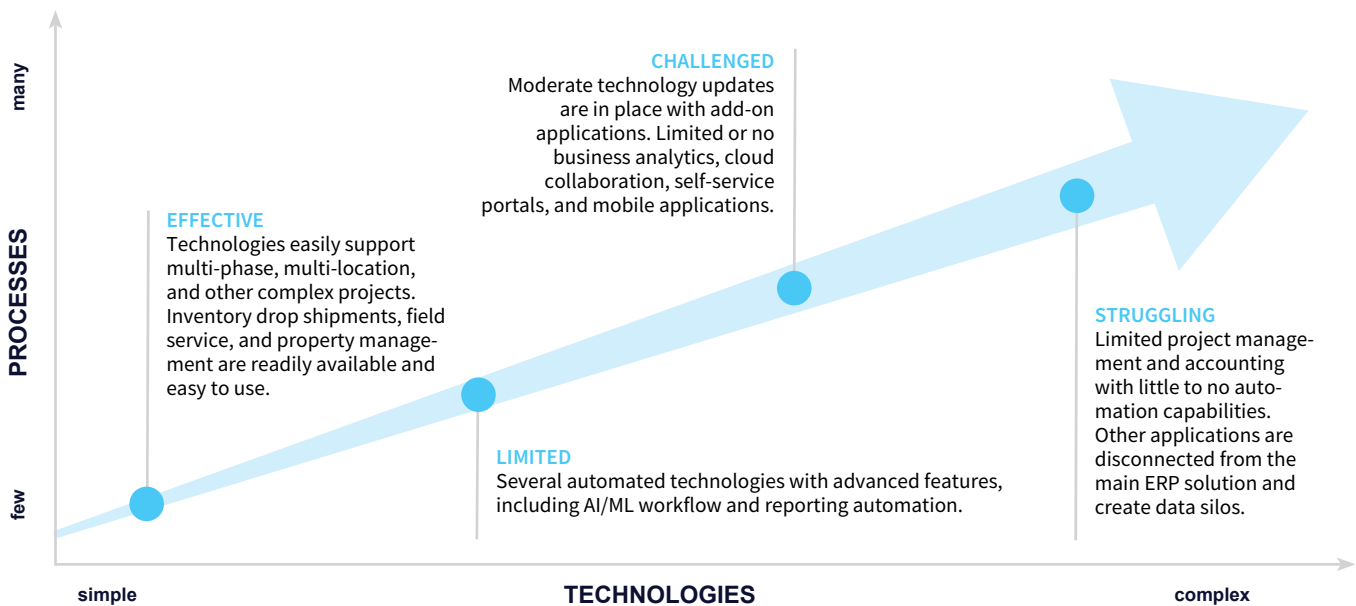
9-12	Struggling	It is time to find an ERP system to modernize your construction business. Your current systems limit your ability to adapt and grow.
6-8	Challenged	You are stretching beyond the capabilities of your ERP system. You must invest in customizations or third-party products to make it work. Replacing your current system is strongly recommended.
3-5	Limited	Your current systems meet many of your needs. Next, look for customizations or third-party products to improve your construction operations in the field and office. Then, start planning for an ERP replacement.
0-2	Effective	You have a robust ERP platform that works with modern construction technologies and practices. Stay current with product releases and look for ways to improve processes using native functionality and new features.

Discover Why the Construction Industry Relies on Acumatica for Digital Transformation

[LEARN MORE >](#)



The strategies you implement to modernize your construction business technologies depend on how far you are in your digital transformation journey. Construction firms that are just starting will have few automated processes using basic technologies. Businesses that are further along will have more reporting and mobile capabilities using progressively more advanced technologies. The first step is to understand where you currently are before developing a digital transformation plan. Use the diagram below to chart your journey.





STRATEGY

Steps to Digital Transformation

It is challenging to modernize your construction business without a comprehensive plan. You have technologies in place today, but are they the right ones to take you to the next level? You have implemented features in your ERP system, but are they set up correctly, and are there other features you could use? Set a solid foundation by researching options, prioritizing activities, and developing a detailed plan.

STEP 1: FOUNDATION



Modernizing your construction business technologies is easier when you build on a modern ERP system. Many contractors use a patchwork of technologies. Maintaining integrations between too many applications is costly and inefficient. It will be much more difficult and expensive to modernize if you use basic accounting or older ERP systems with few integration options.

- 1. Review of Current Accounting/ERP software:** Does your current software offer automatic timestamps and customizable forms for compliance reporting? Are there silos in your available information and documentation? Are software integrations available that allow your data to be accessed under one umbrella? Can information and documentation be directly input and accessed from the office and job sites? Are automatic notices and reporting for safety and compliance requirements available? Who has access to information and documentation? Can you modify processes and permissions as your organization and business needs grow and evolve?
- 2. Upgrade or Replace ERP Systems:** Consider upgrading or replacing your current ERP software before any construction technology update project. You may be surprised to find that new versions of the software provide features to improve operations. Conversely, you may discover that there are better options available for the construction industry.

STEP 2: RESEARCH

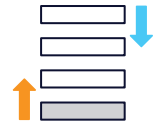


Conduct a thorough business process review to identify what areas can be improved. Create a list of compliance issues and rank each one based on cost and potential benefit.

- 1. What capabilities are available in ERP platforms currently in the market?** What is your wish list in an ERP system? What modern systems are currently on the market that checks the most boxes?
- 2. After you have the list of features you need, what are your next priorities?** Is a user-friendly experience important? How important will mobile functionality be within your organization? How important will role-based functionality be?
- 3. Final considerations:** Contact your ERP partner to learn more about available modules, features, or third-party applications to improve safety and compliance. Do these applications fill most of your current and future gaps? Are they easily integrated? What are the costs?

STEP 3: PRIORITIZE

Review the list of functional gaps from the detailed assessment section. Rank each one based on cost and potential benefit. It is essential to start small with a few high-priority activities. Look for ways to get more out of your current applications first. Be mindful of cost.



- 1. Improve existing business and project management processes:** Review previously completed modernization projects. Often, you can find ways to improve processes by tweaking setups or configurations. You may also discover innovative technologies to improve on previously completed modernization projects.
- 2. Implement new business and project management processes:** Modernizing your current construction business practices and technologies takes time. So do not try to do everything at once. Instead, consider activities that can be implemented quickly using existing functionality or where you can leverage previous investments in technologies for adjacent innovations.

STEP 4: DEVELOP A PLAN

Develop a plan that defines the desired goal, supporting technologies, and a timeline and process for conducting the implementation from start to finish.



- 1. Goals and Desired Outcomes:** It is vital to outline the expected results clearly. Document the current state beforehand so you have a benchmark to use as a measure of your success.
- 2. Technologies:** Document which technologies will be used, dependencies, connection points with other systems, known limitations, and provide contacts for assistance.
- 3. Timeline:** How long would a transition to a new platform with new integrations ideally take? What is realistic given the size of your organization? Is it possible to complete any transitions needed during the slower winter months to minimize the impact on your day-to-day business operations?
- 4. Workflow:** Ensure that all your ideal daily workflows at the office and in the field have been properly mapped out. You should understand before any modernization process what information needs to flow to what teams and managers across the organization.
- 5. Contingency Plans:** Define contingency plans in case you run into technical issues or other conflicts that prevent full implementation. Contingency plans may include manual workarounds, alternative systems, or a combination of both. Make sure contingency plans have been communicated to all stakeholders.

“Acumatica Construction Edition had everything we were looking for. We are different from a regular construction contractor and liked that we could add our own specialty fields and customize it to the way we do business.”

– SEAN BARNETT, CFO, SPOHN ASSOCIATES, INC.

[LEARN MORE >](#)



EXECUTION

Going Live: Entering the Digital Evolution

It is time to execute your new Construction ERP, bringing you into the digital revolution in the industry. Remember that you do not have to tackle everything simultaneously. It is easier to start with simple requirements and move to more complex needs in the future. Execution covers five phases: preparation, training and adoption, go-live, perfecting the process, and continuous improvement. Each stage is essential for the successful roll-out of new construction compliance workflows.

“First thing every morning, I can see what our case-load is like, what’s in our backlog, what are our active projects, and see from an executive-level key indicators of the health of the business. I don’t have to wait until the end of the month or two or three months after that to have clean labor data to learn the profitability of a job. With Acumatica Construction Edition, all of us have that data in real-time.”

– JEFF HAMILTON, PRESIDENT, ROBERTS GLASS & SERVICE

[LEARN MORE >](#)

PHASE ONE: PREPARATION

Preparation should start well in advance of your desired go-live date. It should include a review of the project plan with project owners, internal and field staff, users, technology providers, and consultants. The time it takes to prepare will depend on the project’s complexity, including the technologies used and the scope of changes to systems and processes.



- 1. Plan Review:** Review the implementation plan with your team. Set the start date for the project and assign dates to each step in the project. Make sure you have a firm understanding of how long it will take for the Training and Adoption phase to get users up-to-speed and using the software properly. Consider the contingency plan to ensure there is a solid plan if something goes wrong.
- 2. Team Preparation:** Notify participants of timelines and their roles and responsibilities. A conference room pilot (CRP) improves success rates dramatically.

PHASE TWO: TRAINING AND ADOPTION

- 1. Documentation:** Assure that wikis, manuals, and sandbox environments are available to users to access for review and practice before the go-live date.
- 2. Training sessions:** Schedule live training sessions with all key users before going live. This training should include simulated workflows that closely reflect the day-to-day activities of your organization.



PHASE THREE: GO-LIVE DAY

Successful go-lives are well-organized. Identify one person as the project lead or a designated lead within every department. The project lead(s) orchestrates each step in the project.



- 1. Coordination:** The project lead(s) coordinate the implementation, delegates tasks to team members, and provides feedback to management. They make decisions based on input and chart progress and gaps throughout the transition.
- 2. Documentation:** The actual go-live should be as close as possible to the planned implementation. Last-minute changes inevitably happen along the way. Carefully document changes and include all pertinent details for future review with the implementation team.

PHASE FOUR: REVIEW

It will take time for things to settle into place after you complete the transition to your modern ERP platform. Therefore, give users time to adapt to new processes while providing time to collect data.

- 1. Go-Live Notes:** Review the go-live notes for last-minute changes to the project plan. Identify if there are any follow-up activities to fine-tune the process.
- 2. User Feedback:** Talk to users about new processes and technologies. Are workflow maps working as planned? Is information flowing from the office to the field correctly? Are automatic notices working as intended? Are permissions working? Are they helping or hindering efficiency? What do users like? What do they dislike?
- 3. Analytics:** Review the early results. Were you able to meet your goals? If not, why? Were there gaps in data or planning? What can you do to improve the process?

PHASE FIVE: PERFECTING THE PROCESS

Application upgrades and other issues impact the original project. For example, new versions of the ERP application, estimating, or HCM software can provide increased value.



- 1. Improve Processes:** Take the information from going live and build on it. Can forms, workflows, and notifications be improved? Can new workflows be built that further enhance your efficiency? Go back to the original project and implement more advanced features or tweak workflows and permissions to get value and streamline additional processes.
- 2. Explore New Opportunities:** Look for new ways to extend your modern technologies to other areas of your business. Growth or new projects may require new or modified forms, documentation, and workflows to be established. Taking on more complex and multi-phase projects may require additional BIM, estimating, and resource management technologies.
- 3. Maintain Technologies:** Stay current on the latest updates of your ERP software and connected systems and integrations. Review product road maps and understand technology lifecycles. Set up a sandbox for testing upgrades.

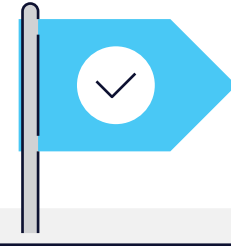
Digital Transformation with Acumatica Construction Edition

Modernizing your construction technologies is crucial to thriving in today's digital economy. Unfortunately, entry-level business applications and legacy ERP software force many to invest in customizations or complex disconnected hardware, systems, and processes.

Construction businesses need to understand how modern platforms can transform their businesses through modern technologies that improve quality, cut costs, and increase profits.

A disciplined strategy is critical to the success of your digital transformation journey. The approach establishes a solid foundation, provides research, and defines priorities for the modernization plan. A four-phased execution approach ensures implementation success.

Acumatica Construction Edition's robust combination of configurable workflows, global management features, and rapid integration tools make it a unique business platform that will support your business today, tomorrow, and for years to come.



“With Acumatica, we have a single source of truth that's actionable, which cuts down on errors, cuts down on confusion, and ultimately makes us more profitable.”

– SHEL WAGGENER
PRESIDENT
AMERICAN ASPHALT REPAIR
& RESURFACING

ABOUT ACUMATICA

Acumatica Cloud ERP provides the best business management solution for digitally resilient companies. Built for mobile and telework scenarios and easily integrated with the collaboration tools of your choice, Acumatica delivers flexibility, efficiency, and continuity of operations to growing small and midmarket organizations.

Business Resilience. Delivered.

Learn more about how Acumatica can work in your business by visiting us online at www.acumatica.com.

